


*Raven Hill
Discovery Center
2013-2014 Annual Report
A 501(c)(3) tax exempt corporation*

S
C
I
E
N
C
E



H
I
S
T
O
R
Y

A
R
T

Where Science, History and Art Connect

4737 Fuller Road ~ East Jordan, Michigan 49727

~ 231.536.3369 ~

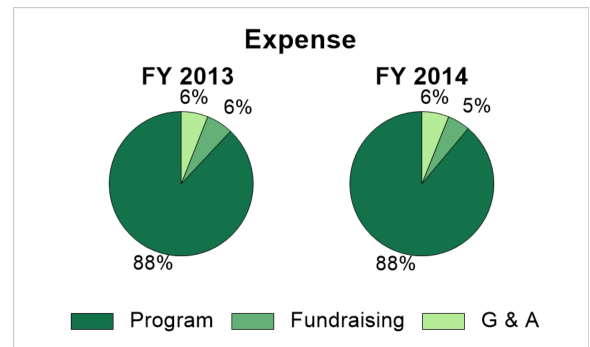
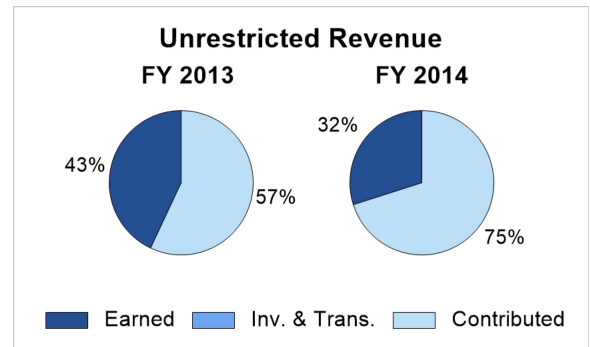
info@ravenhilldiscoverycenter.org

www.ravenhilldiscoverycenter.org

Raven Hill Discovery Center

Annual Report

Financial Activity	FY 2013	FY 2014	% chg
Unrestricted Activity			
Unrestricted Revenue			
Earned			
Program	\$71,777	\$61,099	-15%
Non-program	2,267	1,294	-43%
Total Earned	74,044	62,393	-16%
Investments & transfers			
Realized gains/losses	0	0	n/a
Unrealized gains/losses	0	0	n/a
Interest & dividends	0	0	n/a
Transfers and reclassifications	0	(14,000)	n/a
Total investments & transfers	0	(14,000)	n/a
Contributed	100,026	148,486	48%
Total Unrestricted Revenue	\$174,070	\$196,879	13%
Expenses			
Program	\$156,055	\$143,275	-8%
Fundraising	11,356	8,777	-23%
General & administrative	9,947	10,232	3%
Total Expenses	\$177,358	\$162,284	-8%
Net Unrestricted Activity	(\$3,288)	\$34,595	
Net Temporarily Restricted Activity	(\$4,500)	\$45,800	
Net Permanently Restricted Activity	\$0	\$0	
Net Total Activity	(\$7,788)	\$80,395	



Raven Hill Discovery Center

Annual Report

Attendance	FY 2013	FY 2014	% chg
Total paid attendance	4,988	4,569	-8%
Physical	4,988	4,569	-8%
Virtual	0	0	n/a
Total free attendance	3,258	2,253	-31%
Physical	3,258	2,253	-31%
Virtual	0	0	n/a
Total attendance	8,246	6,822	-17%
Physical	8,246	6,822	-17%
Virtual	0	0	n/a
Children 18 and under attendance	3,854	1,033	-73%
Physical	3,854	1,033	-73%
Virtual	0	0	n/a
Number of groups of children 18 and under	77	75	-3%
Physical	77	75	-3%
Virtual	0	0	n/a
Number of other groups	56	5	-91%
Physical	56	5	-91%
Virtual	0	0	n/a
Classes and workshops attendance	931	522	-44%
Physical	931	522	-44%
Virtual	0	0	n/a

Program Activity	FY 2013	FY 2014	% chg
Permanent exhibitions	16	16	0%
Classes & workshops for the public/constituents	36	35	-3%
Lectures	1	0	n/a
Number of lecture occurrences	1	0	n/a
Works commissioned	6	1	-83%
Off-site school programs	70	81	16%
Number of off-site school program occurrences	70	81	16%